



The Candy Plus Sweet Factory, s.r.o. is aware that it has an influence on the environment. The company development plan is based on combining economic grow and environment protection.

The Candy Plus Sweet Factory, s.r.o. wishes to inform the general public about our environmental activities according to the standard ČSN EN ISO 14001:2005, and that is why we issue this general report connected with environmental influence.

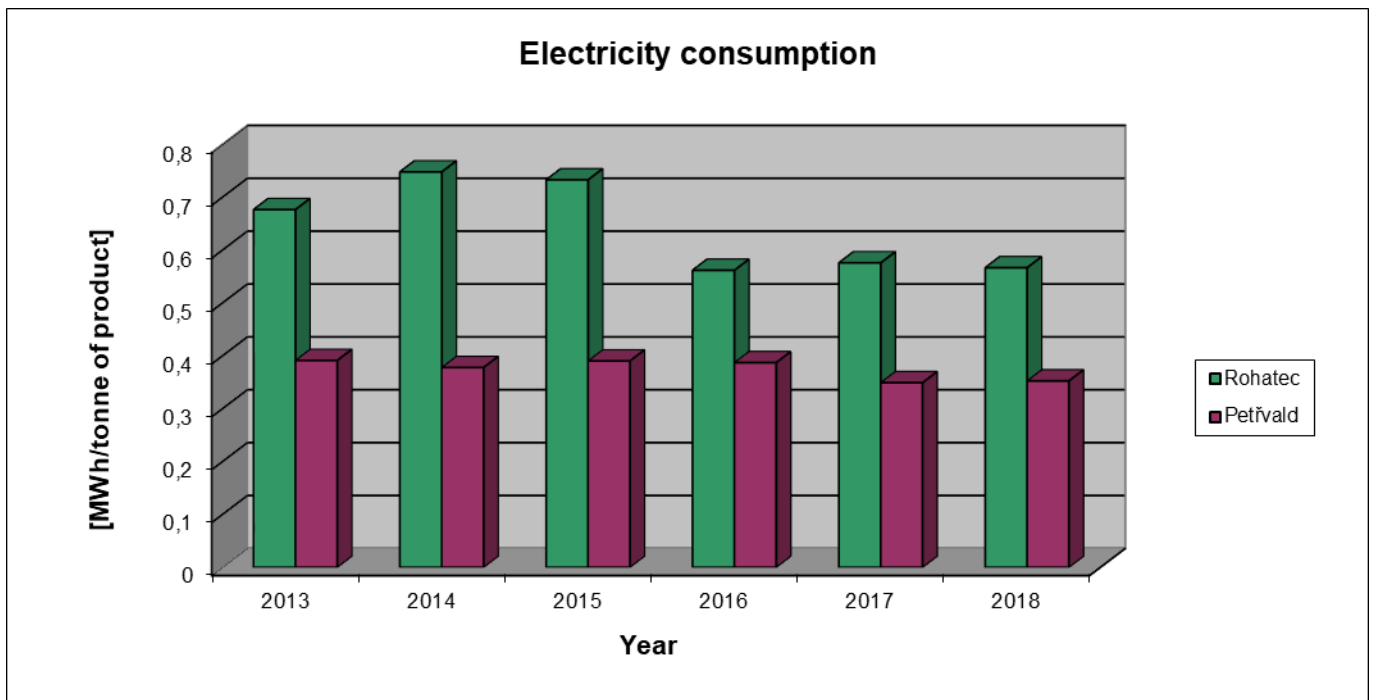
- Environmental profile is a summary of all measurable results, following from all company activities, based on quality and environmental policy, targets and values.
- Due to regular training, systematic and direct management in The Candy Plus Sweet Factory, s.r.o. all employees understand that we are a part of an environment which is daily influence by our work.
- Our priority is to protect the environment in all aspects of our activities, and we will regularly assess all environmental impact. The emphasis is mainly on preventive measures.

The Company hereby undertakes to implement elements of its environmental profile. The results of internal audits, analyzes and findings from certification audits will be discussed in the company's management with the aim of continuously improving the environmental performance.

Management of company determined the environment profile as follows:

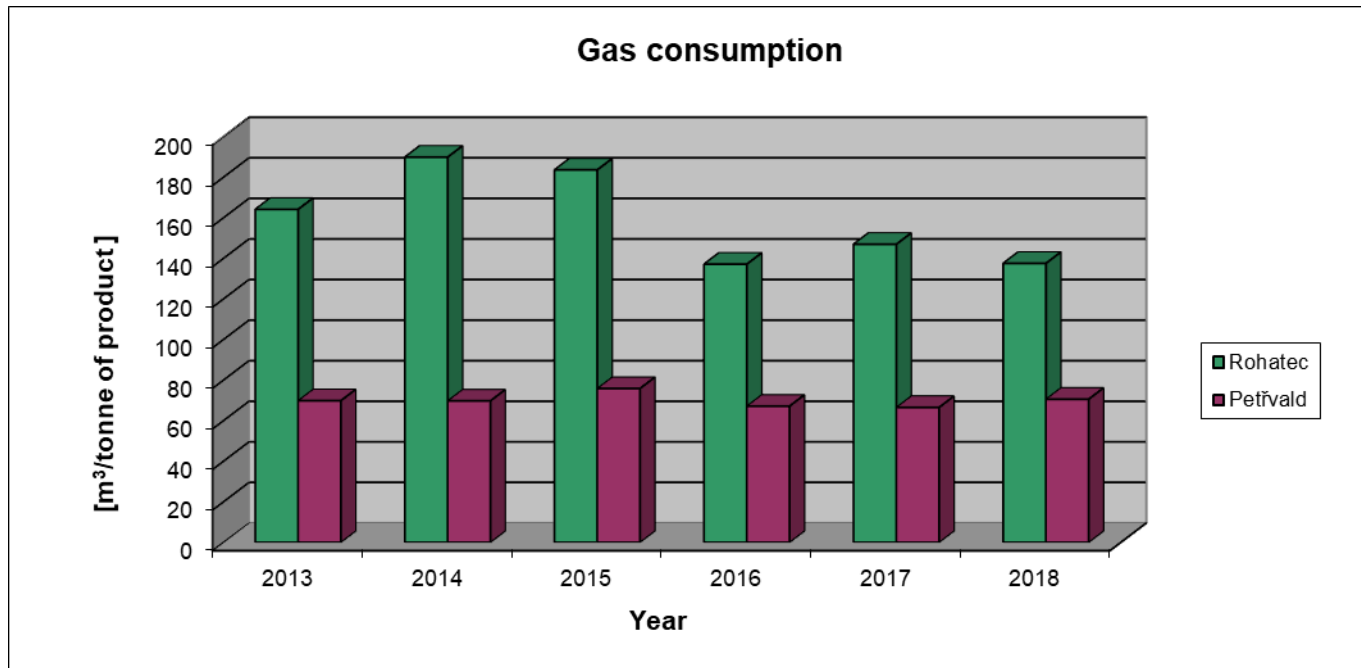
Monitoring the consumption of energy and natural resources per unit of production from 2013:

a) Evaluation of energy consumption.

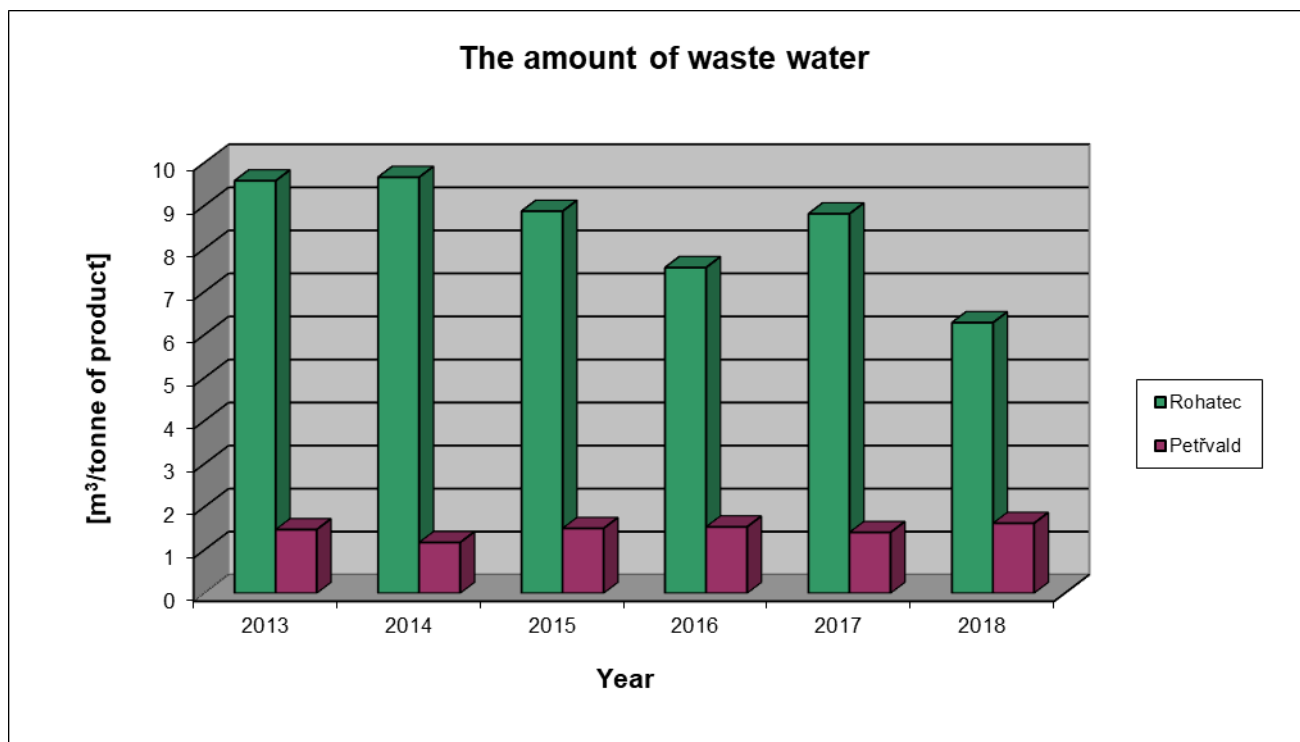




b) Evaluation of gas consumption.



c) Evaluation of the amount of waste water – The company operates a wastewater treatment plant (WWTP) in Rohatec. The amount of wastewater discharged from WWTP into surface waters is recorded each day. The waste water from the production is collected in the sump, where it is recycled, and the remaining waste water is drained into the public sewer system in Petřvald.

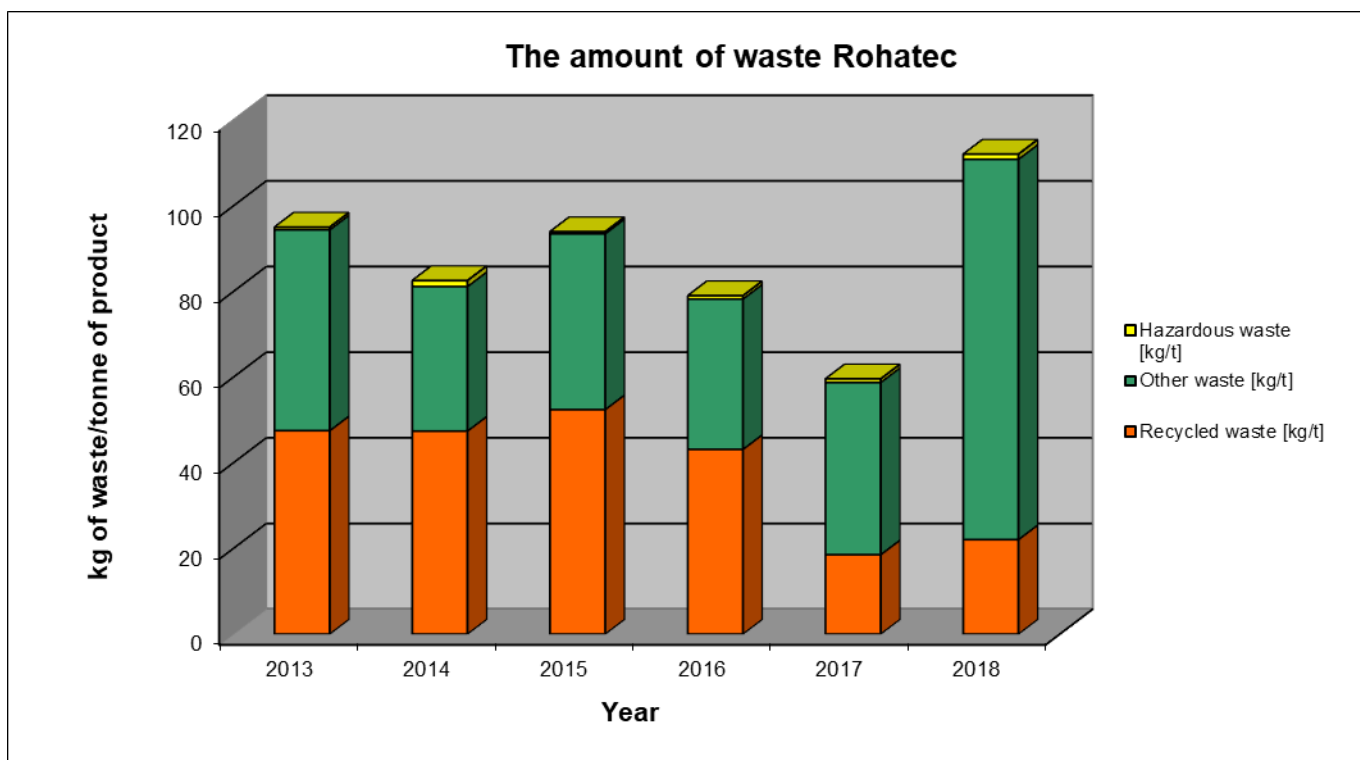




d) Monitoring of waste water quality - 26 samples of waste water are taken annually by the external accredited laboratory Povodí Moravy. We respect all the limits determined by law.

Indicator	Limit (mg/l)	Annual average (mg/l)					
		2013	2014	2015	2016	2017	2018
CHSK_{Cr}	125	55,7	61,9	69,5	54,0	36,8	40,1
BSK₅	25	11,7	12,6	12,7	10,2	5,4	2,5
NL	35	13,9	12,1	15,8	13,8	9,6	8,5
N-NH₄⁺	10	0,2	0,3	0,8	0,6	0,06	0,1
N_{celk}	20	3,8	4,4	10,8	6,5	9,6	11
P_{celk}	3	0,1	0,1	0,9	0,5	1,06	2,2
RAS	2300	946	597	597	737	1365	1463
EL	-	0,05	0,05	0,16	0,07	0,05	0,1
pH	6 - 8,5	8,0	8,0	7,9	8,0	8,1	8,2

e) Evidence of waste - we monitor waste production and provide safe waste management including handover for recovery or disposal by an authorized person.

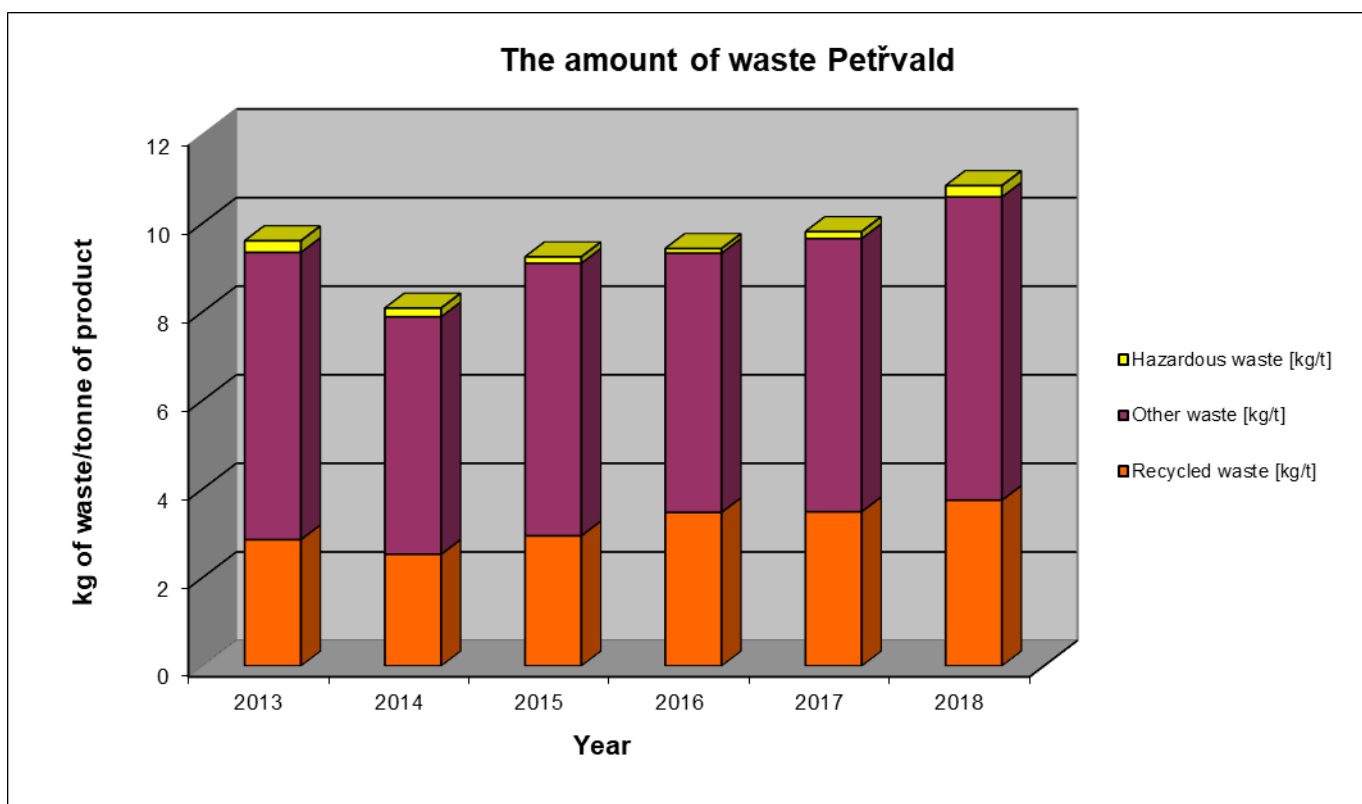




Part of Valeo Foods Group

ENVIRONMENTAL PROFILE OF COMPANY

Issue: 20.1.2011
Date of revision:
26.2.2019
Index of revision: 7
Page: 4 / 4



- f) Evidence of emissions – we measure pollutants which are released to the atmosphere from all stationary sources in our factories.